




# ORMAZABAL

Focus on Medium Voltage

## Transformer Substations

### PFU and PF Walk-in-type Ground Level Buildings for Transformer Substations

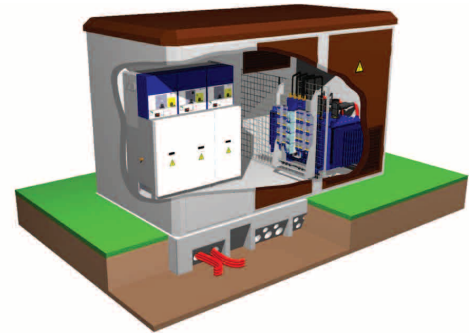
Up to 36 kV



## PFU walk-in-type, monoblock ground level building for transformer substations

### PRESENTATION

The **PFU** building consists of an industrialised monoblock concrete enclosure for **Ormazabal's** walk-in type, ground level **Transformer Substations** up to 36 kV.



### COMPOSITION

**Ormazabal's Transformer Substations** in **PFU** buildings consist of:

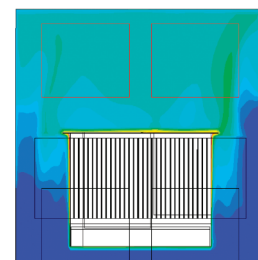

- Fully gas insulated MV switchgear: CGMCOSMOS system (up to 24 kV) and CGM.3 system (36 kV).
- Ormazabal's protection, control and metering units (remote control, remote metering, integrated control, remote management, etc.).
- Up to 2 MV/LV distribution transformers filled with dielectric liquid up to 36 kV and a unit power of 1000 kVA<sup>(1)</sup> per transformer.
- LV Switchgear: Low Voltage Boards(s) with up to 8 outlets per board.
- Direct interconnections by means of MV and LV cable.
- Earthing circuit.
- Lighting and auxiliary services circuit.
- **PFU** monoblock concrete enclosure.



(1) For other values, please consult Ormazabal's Technical-Commercial Department.

### CHARACTERISTICS

- **Industrialised building for Transformer Substation:**
  - Different MV distribution diagrams can be incorporated.
  - Comprising a monoblock enclosure (base and walls) plus removable roof.
  - Variety of external surface finishes.
- **Up to 2 Transformers:**
  - Building tested for transformers up to 36 kV and 1000 kVA.
  - Individual front door for each transformer.
  - Transformer fenced off with protection mesh.
  - Dielectric liquid collection pits, with resistant impermeable covering, designed and sized to suit the quantity of dielectric liquid they may need to hold.
  - Additional fire barrier protection elements: layer of pebbles over the dielectric collection pit.
- **Ventilation:**
  - By natural air circulation (class 10), achieved by the use of grilles installed in the enclosure walls and in the transformer door.
  - Natural ventilation tests and modelling with Ormazabal transformers, to optimise their service life.
  - On request: Customised studies according to the data provided by the customer.
- **Staff access:**
  - Front door(s) for operations and maintenance tasks.
  - Physical separation can be added between the Utility and private cubicles.
- **MV and LV cable input/output**
  - Through the semi-perforated holes in the enclosure base (front/side).
  - Low Voltage auxiliary feeder, located on the enclosure front wall.



Ventilation simulation and modelling

## PFU Models

### EXTERNAL DIMENSIONS AND WEIGHTS

PFU Up to 24/36 kV		PFU-3	PFU-4	PFU-5	PFU-7
Length	[mm]	3280	4460	6080	8080
Width	[mm]	2380	2380	2380	2380
Height	[mm]	3045	3045	3045	3250
Visible height	[mm]	2585	2585	2585	2790
Weight*	[kg]	10545	13465	17460	29090

Optional: Raised cover for 36 kV not applicable to PFU-7 (Standard height +195 mm)  
 Dimensions for staff access door: 900 (24 kV) /1100 (36 kV) x 2100 mm  
 Dimensions for transformer door: 1260 x 2100 mm  
 (\*) Weight of the empty building with standard cover and ventilation for 1000 kVA

### APPLICATIONS

#### Ormazabal Transformer Substations

- Safe
- Environmentally-friendly
- Sustainable
- Ergonomic

#### in Generation:

- Wind farms
- Photovoltaic facilities
- Co-generation
- etc.

#### in Distribution:

- Public and private distribution.
- Industrial environments.
- Large infrastructures: airports, railways, motorways, ports, tunnels, etc.
- Water Purification Plants
- Installations with integral remote control.
- Remote metering installations.
- Transformer Substations can be proof against internal arc (IAC class) by agreement between manufacturer and customer.
- Prefabricated solutions in accordance with standard EN 62271-202, assembled in accordance with controlled procedures and factory-tested.
- Compatible with a wide range of Ormazabal substations for urban projects and technical solutions: Prefabricated Transformer Substations, Switching and Breaking Substations, etc.

➔ Note: Consult our Technical-Commercial Department for other configurations

### ELECTRICAL CONFIGURATIONS

#### TYPICAL ELECTRICAL CONFIGURATIONS

PFU-3	2L + 1P + 1 Transformer + 1LVB
PFU-4	3L + 1V + 1 Transformer + 1LVB
PFU-5	2L + 1S + 1P + 1M + 1 Transf. + 1LVB 2L + 2P + 2 Transformers + 2LVB 3L + 2P + 2 Transformers + 2LVB 3L + 1R+ 1P+ 1M + 1 Transformer + 1LVB 1L + 1V + 1M + 2P + 2 Transf. + 2LVB
PFU-7	5L+2P+2 Transf.+2 LVB 3L+1R+1V+1M+2P+2 Transf. + 2 LVB 3L+1R+1V+1M+2P+1 Transf. + 1LVB

Note: For other configurations, please consult Ormazabal's Technical-Commercial Department.

Where: L = Cubicle / Feeder Function  
 P = Cubicle / Fuse Protection Function  
 V = Cubicle / Prot. Function with Vacuum Circuit Breaker  
 S = Cubicle / Busbar Switch Function  
 M = Cubicle / Metering Function  
 LVB = Low Voltage Board



PFU-3



PFU-4



PFU-5



PFU-7



## APPLICABLE STANDARDS

- Applicable regulations on Power Plants, Substations and Transformer Substations.
- Specific legislation for Utilities.

## INSTALLATION

The **PFU** building is supplied fully factory-assembled, making the installation process very simple.











As all the electrical switchgear can be installed in the factory, a great deal of time can be saved without affecting the quality.

- ➔ Note: For excavation and installation, please ask Ormazabal's Technical - Commercial Department for the necessary technical documentation.  
It is the installer's responsibility to calculate and create the external earthing network

## ADAPTATION TO THE ENVIRONMENT

**Ormazabal** offers different types of exterior surface finishes (colours, textures and reliefs) for the **PFU**, giving them a great capacity for aesthetic harmony with the surroundings, integration and imitation.

This allows a greater adaptation to the requirements of the installation, while reducing its visual impact.

	RAL 1015		RAL 8017
	RAL 7002		RAL 9002
	RAL 6003		RAL 1001
	RAL 8022		RAL 1006
	RAL 3022		RAL 8023

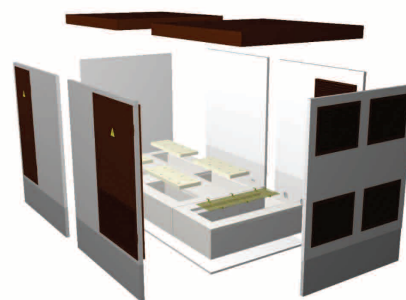
- ➔ Note: More information in the corresponding catalogue.



## PF walk-in-type, modular ground level building for transformer substations

### PRESENTATION

The **PF** building consists of a modular concrete enclosure for **Ormazabal's** walk-in type, ground level **Transformer Substations** up to 36 kV, made up of factory-supplied independent components installed together.



### COMPOSITION

**Ormazabal's Transformer Substations** in **PF** building consist of:

- Fully gas insulated MV switchgear: CGMCOSMOS system (up to 24 kV) and CGM.3 system (36 kV).
- Ormazabal's protection, control and metering units (remote control, remote metering, integrated control, remote management, etc.).
- MV/LV distribution transformers filled with dielectric liquid up to 1000 kVA<sup>(1)</sup> per transformer.
- LV Switchgear: Low Voltage Board(s) with up to 8 outlets per board.
- Direct interconnections by means of MV and LV cable.
- Earthing circuit.
- Lighting and auxiliary services circuit.
- PF modular concrete building.

➔ (1) Consult our Technical-Commercial Department for other values.

### APPLICABLE STANDARDS

- Applicable regulations on Power Plants, Substations and Transformer Substations.
- Specific legislation for Utilities

### APPLICATIONS

for **Generation**:

- Wind farms, photovoltaic facilities, etc.

for **Distribution**:

- Switching Substations
- Ormazabal Transformer Substations:
  - Public and private distribution.
  - Industrial environments.
  - Large infrastructures.
  - Permanent / temporary installations.
  - Remote metering installations.
  - Urban projects and technical solutions compatible with Prefabricated TS, Switching and Breaking Substations, etc.

## PF Models



PF-203/303



PF-2030/3030



PF-202/302



PF-2015/3015

PF Up to 24 kV		PF-201/301 Series					PF-2015/3015 Series	
	Panels:	PF-201	PF-202	PF-203	PF-204	PF-205	PF-2015	PF-2030
Length	[mm]	2620	4880	7240	9600	11960	3700	7240
Width	[mm]	2520	2620	2620	2620	2620	2620	2620
Height	[mm]	3200	3200	3200	3200	3200	3200	3200
Visible height	[mm]	2650	2650	2650	2650	2650	2650	2650
Weight*	[kg]	9000	26100	22500	29200	35900	13500	23550

PF Up to 36 kV		PF-201/301 Series					PF-2015/3015 Series		
	Panels:	PF-301	PF-302	PF-303	PF-304	PF-305	PF-3015	PF-3030	PF-3035
Length	[mm]	2620	4880	7240	9600	11960	3700	7240	8420
Width	[mm]	2520	2620	2620	2620	2620	2620	2620	2620
Height	[mm]	3600	3600	3600	3600	3600	3600	3600	3600
Visible height	[mm]	3050	3050	3050	3050	3050	3050	3050	3050
Weight*	[kg]	10000	17400	24100	31200	38300	15000	25650	28050

Dimensions for staff access door: 900 (24 kV) / 1100 (36 kV) x 2100 mm.

Dimensions for transformer door: 1260 x 2100 mm.

\* Weight not including doors, grilles or electrical switchgear



# ORMAZABAL

Focus on Medium Voltage

## TECHNICAL-COMMERCIAL DEPARTMENT

Tel: +34 94 431 87 31

Fax: +34 94 431 87 32

[www.ormazabal.com](http://www.ormazabal.com)

### Products, applications, solutions:

- Primary distribution switchgear
- Secondary distribution switchgear
- Automation, protection, remote control and communications in electrical networks
- Distribution transformers
- Low Voltage boards
- Transformer substations
- Medium Voltage applications for renewable energy

In view of the constant evolution in standards and design, the characteristics of the elements contained in this catalogue are subject to change without prior notification.

These characteristics, as well as the availability of components, are subject to confirmation by Ormazabal's Technical-Commercial Department.

CA-314-GB-1107

